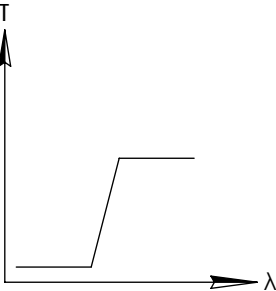
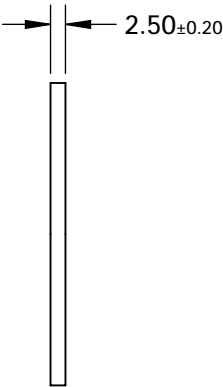
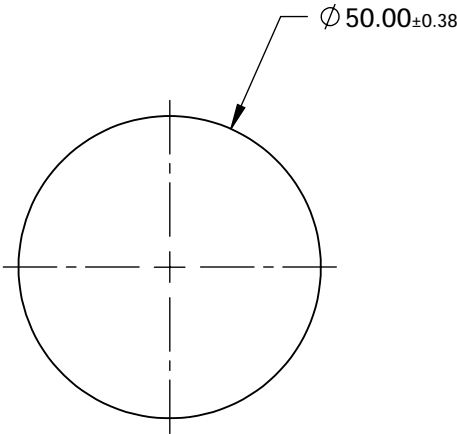
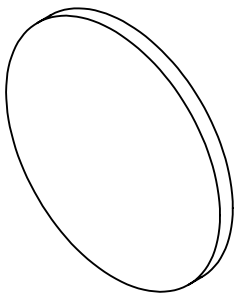


**FOR INFORMATION ONLY:  
DO NOT MANUFACTURE  
PARTS TO THIS DRAWING**



LONGPASS FILTER

SPECIFICATIONS SUBJECT TO CHANGE WITHOUT NOTICE  
DIMENSIONS ARE FOR REFERENCE ONLY

REV. A	VALUE
SHAPE	PLANO
SPECTRAL TRANSMITTANCE $t_p$ (%)	96
PASSBAND LIMIT 1 $\lambda_{p1}$ (nm)	610
CUT-OFF POSITION $\lambda_c$ (nm)	580±6
STOPBAND LIMIT $\lambda_s$ (nm)	538
WAVELENGTH	VIS
BEVEL	PROTECTIVE AS NEEDED



ALL DIMS IN

mm

TITLE

Ø50mm, HOYA O-58 LONGPASS FILTER

DWG NO

66091

SHEET  
1 OF 1