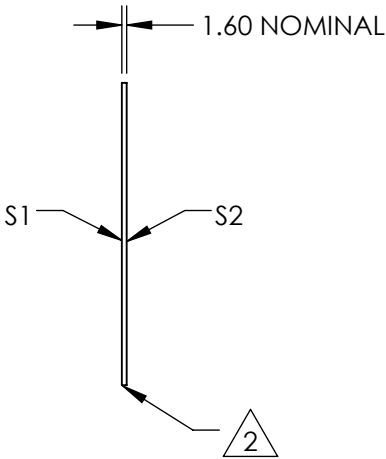
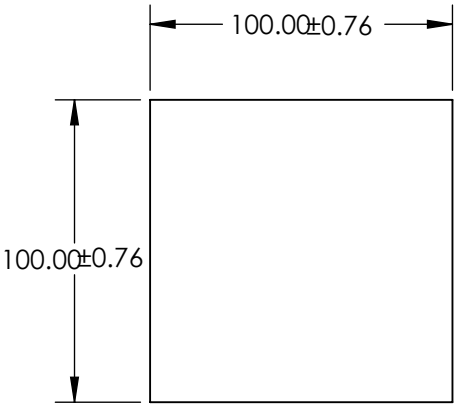
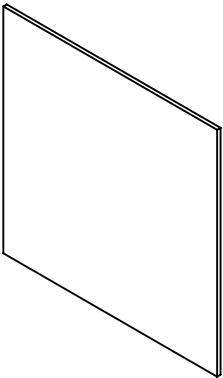


NOTES:

- 1. SUBSTRATE:
FLOAT GLASS
- 2. EDGES CUT AND SEAMED
- 3. RoHS COMPLIANT



**FOR INFORMATION ONLY:
DO NOT MANUFACTURE
PARTS TO THIS DRAWING**

SPECIFICATIONS SUBJECT TO CHANGE WITHOUT NOTICE
DIMENSIONS ARE FOR REFERENCE ONLY

EO® Edmund Optics®

	S1	S2	THIRD ANGLE PROJECTION		TITLE	100 x 100mm 220 GRIT GROUND GLASS DIFFUSER	
SHAPE	PLANO	PLANO					
WAVELENGTH RANGE	350 - 2000nm	350 - 2000nm	ALL DIMS IN		DWG NO	45656	
BEVEL	PROTECTIVE AS NEEDED	PROTECTIVE AS NEEDED				SHEET 1 OF 1	