
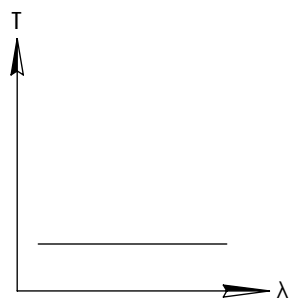
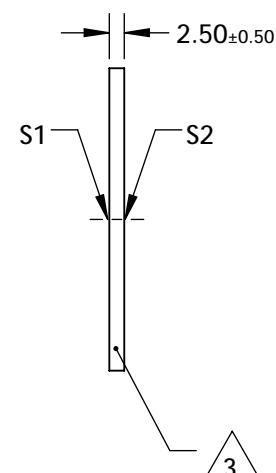
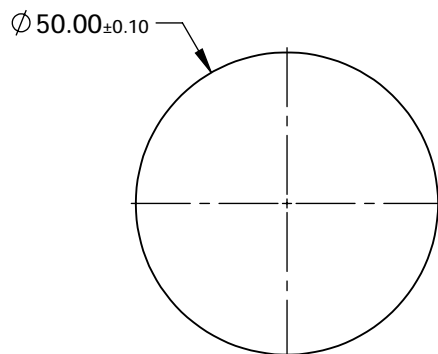



NOTES:

1. SUBSTRATE:  
HOYA GLASS: ND-70
2. SURFACE S2 TO BE PARALLEL WITH SURFACE S1 TO WITHIN <0.02mm
3.  FINE GRIND SURFACE
4. COATING SPECIFICATION:  
S1 & S2:R(AVG)  $\leq 0.5\%$  @ 600 - 1050nm
5. OPTICAL DENSITY: 0.15 +/- 0.03 @400-700nm
6. TRANSMISSION (%): 70.0% AVERAGE FROM 400-700nm
7. ROHS COMPLIANT


**FOR INFORMATION ONLY:  
DO NOT MANUFACTURE  
PARTS TO THIS DRAWING**



NEUTRAL DENSITY FILTER

SPECIFICATIONS SUBJECT TO CHANGE WITHOUT NOTICE  
DIMENSIONS ARE FOR REFERENCE ONLY



	S1	S2	THIRD ANGLE PROJECTION 		TITLE	0.15 OD, 50mm DIA., NIR I COATED, ABSORPTIVE ND FILTER	
SHAPE	PLANO	PLANO					
SURFACE QUALITY	80-50	80-50					
BEVEL	PROTECTIVE AS NEEDED	PROTECTIVE AS NEEDED	ALL DIMS IN	mm	DWG NO	13181	SHEET 1 OF 1